

Name of Driver		Date		Track		Engine		Plug		Muffler	
				Condition:		Temp:					
Spur Gear	Clutch Bell	Clutch Spring		Clutch Shoe	Tire	Tire Insert	Wheel	Body	Fuel		
T	<input type="checkbox"/> Std. <input type="checkbox"/> LW	<input type="checkbox"/> 0.90 <input type="checkbox"/> 0.95	<input type="checkbox"/> 1.00 <input type="checkbox"/> 1.10	Carbon <input checked="" type="checkbox"/> X Aluminum <input checked="" type="checkbox"/> X	Tire: _____ Compounds: _____						

● Diff. Gear Set-Up

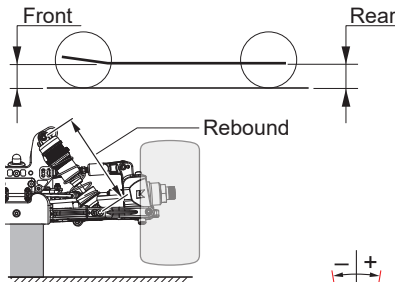
	Front	Center	Rear
Diff. Gear	<input type="checkbox"/> 10/20 <input type="checkbox"/> 12/18 <input type="checkbox"/> LSD Ring Gear <input type="checkbox"/> 43/13 <input type="checkbox"/> 42/12 #	<input type="checkbox"/> 10/20 <input type="checkbox"/> 12/18 <input type="checkbox"/> LSD Diff. Size <input type="checkbox"/> Small <input type="checkbox"/> Large #	<input type="checkbox"/> 10/20 <input type="checkbox"/> 12/18 <input type="checkbox"/> LSD Ring Gear <input type="checkbox"/> 43/13 <input type="checkbox"/> 42/12 #

● Shock Set-Up

	Front	Rear
Shock Type	P : w/Diaphragm A : Aeration	Size - type
Shock Piston	B : Black W : White T : Taper	φ x
Shock Oil	#	#
Shock Spring		

● Ride Height

Front	Rear
mm	mm

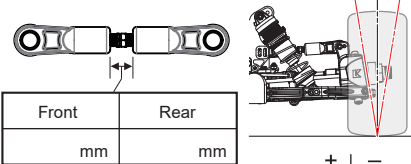


● Rebound

Front	Rear
mm	mm

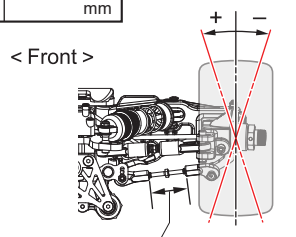
● Camber Angle

Front	Rear
+ ° - °	+ ° - °



● Toe Angle

Front	Rear
+ ° - °	<input type="checkbox"/> 2.5° <input type="checkbox"/> 3° <input type="checkbox"/> 3.5°



● Wheelbase

Collar of Rear Hub	Front Side _____ mm Rear Side _____ mm
--------------------	---

● Shock Mount Position

<Front> <Rear>

Sus. Arm

Front	<input type="checkbox"/> In <input type="checkbox"/> Out
Rear	<input type="checkbox"/> In <input type="checkbox"/> Out

Shock Stay

Front	<input type="checkbox"/> Short <input type="checkbox"/> Long <input type="checkbox"/> Alu <input type="checkbox"/> Carbon
Rear	<input type="checkbox"/> Short <input type="checkbox"/> Long <input type="checkbox"/> Alu <input type="checkbox"/> Carbon

Shock Bush

Front	<input type="checkbox"/> Short <input type="checkbox"/> Std.
Rear	<input type="checkbox"/> Short <input type="checkbox"/> Std. <input type="checkbox"/> Long

● Rear Upper Arm Position

Plastic
 Aluminum

Hub Carrier Bush

<input type="checkbox"/> Plastic	<input type="checkbox"/> Brass
----------------------------------	--------------------------------

Narrow Std. Wide

● Front Sus. Arm

<input type="checkbox"/> SS	<input type="checkbox"/> Soft (Std.)	<input type="checkbox"/> Hard
-----------------------------	--------------------------------------	-------------------------------

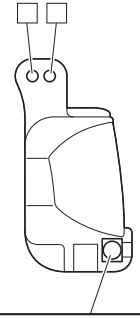
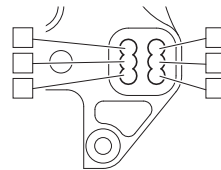
● Front Hub Carrier

<input type="checkbox"/> Plastic	<input type="checkbox"/> Aluminum
<input type="checkbox"/> 13°	<input type="checkbox"/> 16° <input type="checkbox"/> 17.5° <input type="checkbox"/> 19° <input type="checkbox"/> 22°

● Front Sus. Bush

Rear Side	
-----------	--

● Front Upper Arm Position



● Front Wheel Hub

<input type="checkbox"/> Narrow	<input type="checkbox"/> Std.	<input type="checkbox"/> Wide
---------------------------------	-------------------------------	-------------------------------

Lower Bush	<input type="checkbox"/> Plastic	<input type="checkbox"/> Brass
-1°	0°	+1°

● Rear Sus. Bush

Front Side	
Rear Side	

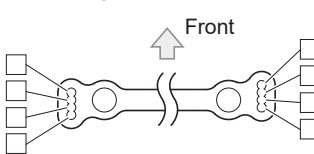
● Rear Sus. Arm

<input type="checkbox"/> Soft (Std.)	<input type="checkbox"/> Hard
Rear Sus. Bush	
Short	
Medium	
Long	

● Servo Horn

Steering	Throttle
<input type="checkbox"/> Plastic	<input type="checkbox"/> Plastic
<input type="checkbox"/> AL. Long	<input type="checkbox"/> AL.
<input type="checkbox"/> AL. Short	

● Steering Plate



● Sway Bar

Front	Rear
φ	φ
mm	mm

● Weight

Front	Rear
<input type="checkbox"/> None	<input type="checkbox"/> None
<input type="checkbox"/> IFW604-10	<input type="checkbox"/> IFW605-10
<input type="checkbox"/> IFW604-20	<input type="checkbox"/> IFW605-20
<input type="checkbox"/> other	<input type="checkbox"/> other

● Wing

<input type="checkbox"/> IF491(TK14)	Flap <input type="checkbox"/> None
	<input type="checkbox"/> 5mm
	<input type="checkbox"/> 8mm
	<input type="checkbox"/> Holes

Am0 - PetitRC

NOTES